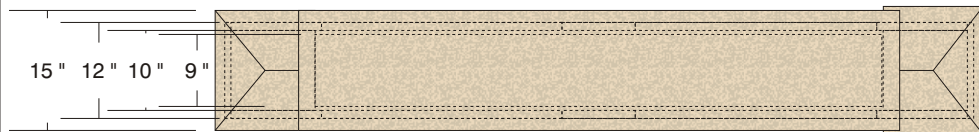


TYP
Dwg. No.:
DST3_48x96

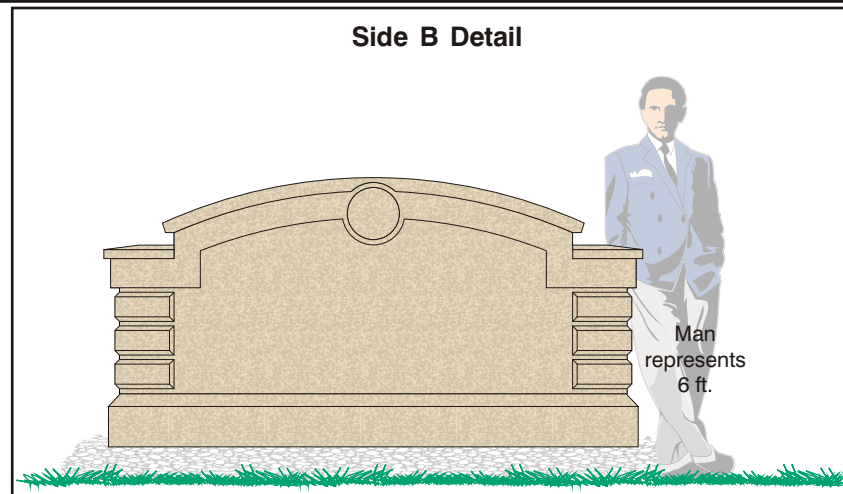
Custom DeSign Stone "DST-3"

Double Internal Post, Double Face,
 Standard Texture and Finish, Non-Illuminated

Top View

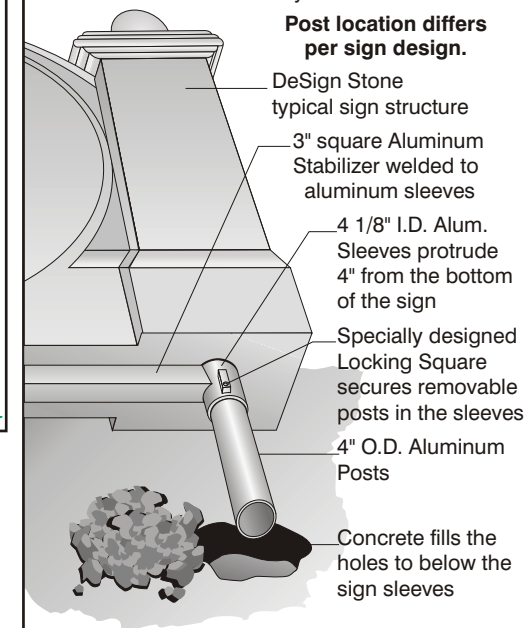


Side B Detail

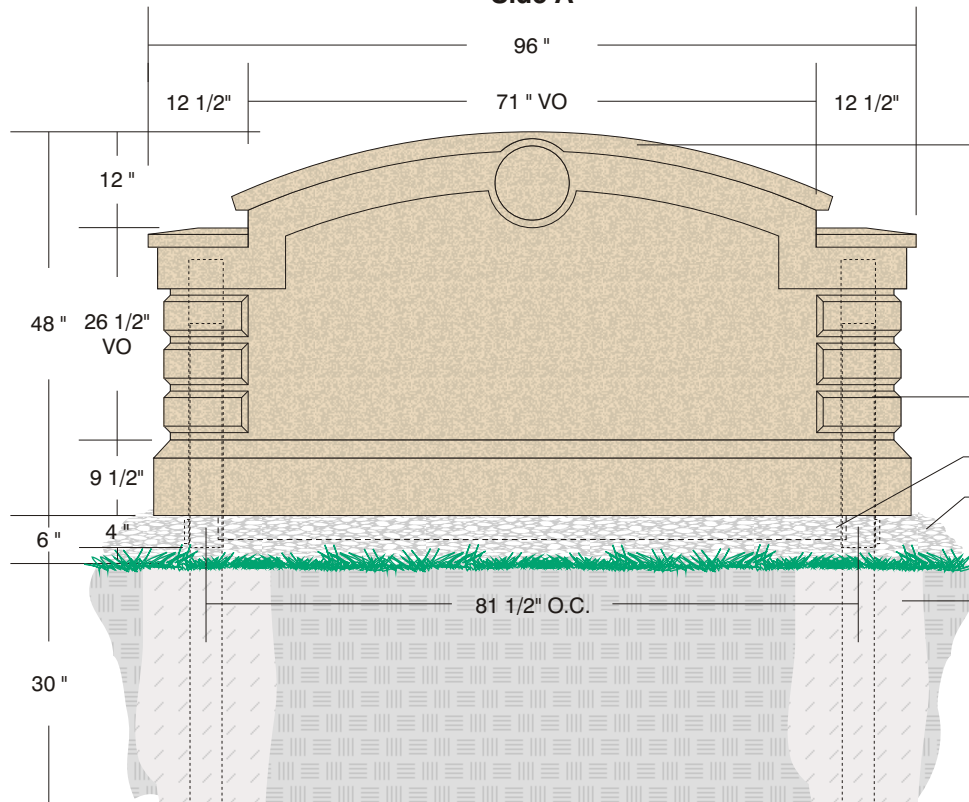


Typical "Quick Connect" Installation

Easy to install and remove.



Side A

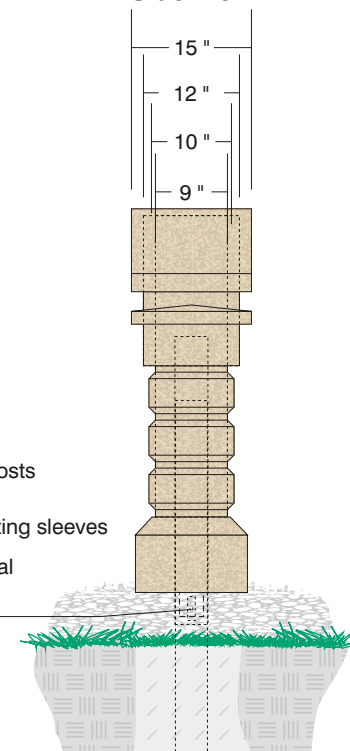


DeSign Stone sign system with
 (2) 4 1/8" x 4 1/8" x 36" full round internal mounting sleeves, (1) 36 3/8" x 90 1/2" x 9" body, (1) 9 1/2" x 94 3/8" x 14" base, (6) 5 3/16" x 10 1/2" x 10" end blocks (1) 18 3/4" x 93 5/8" x 1 1/2" top accent, (2) 18" x 92" x 1/2" decorative "circle" motifs, (2) 2 3/8" x 12 1/2" x 15" end caps, and (1) 10 3/8" x 75 1/8" x 15" radius cap

- (2) 4" x 4" x 60" full round internal mounting posts
- (1) 3" x 3" x 78 1/2" stabilizer welded to mounting sleeves
- 6" of mulch or other flexible landscape material
- "Quick Connect" easy installation system

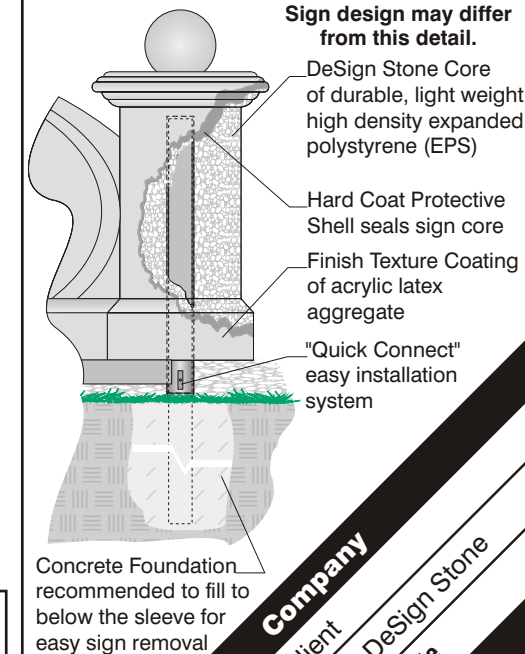
Foundation by others (recommended to fill concrete to below the sleeve for easy sign removal)

Side View



DeSign Stone Typical Detail

Sign design may differ from this detail.



Drawing Notes

- * All sign components consist of spray hardened high density expanded polystyrene and aluminum posts
- * All sign components painted with textured paint
- * Customer to supply color samples

Company
Client: Client
System: DeSign Stone
Date: Date
Scale: 1/2" = 1'-0"